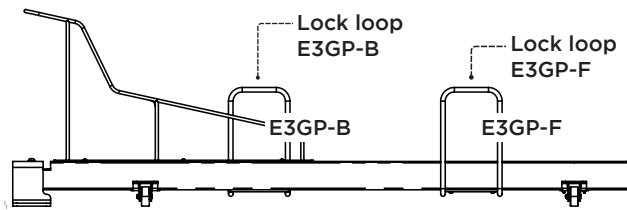


## Operating Instruction - Pivoting bottom rack

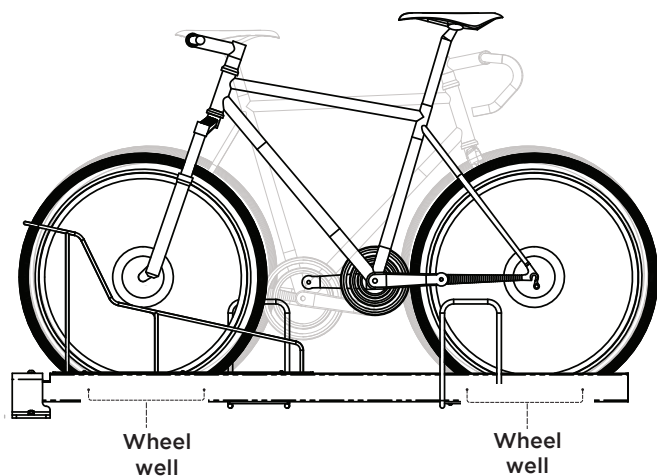
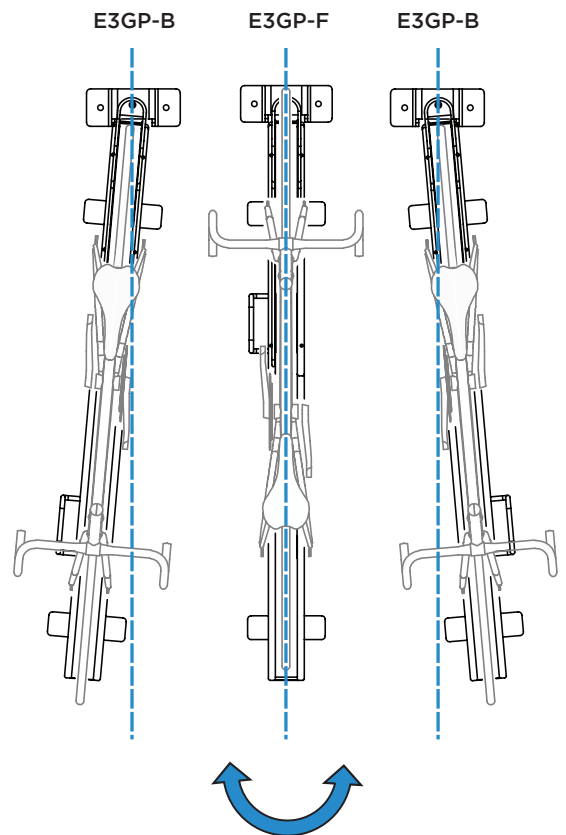


1

Choose either the **E3GP-B** or **E3GP-F**  
**E3GP-B** - Back wheel in first  
**E3GP-F** - Front wheel in first

2

Racks can be pivoted to increase access for racking or removal.



3

Place bike within the wheel wells, front or rear wheel first depending on rack selected. Secure bike to locking loop using personal locking device. For security reasons CORA recommends the lock passes through the bike frame.